

Survey Results Data

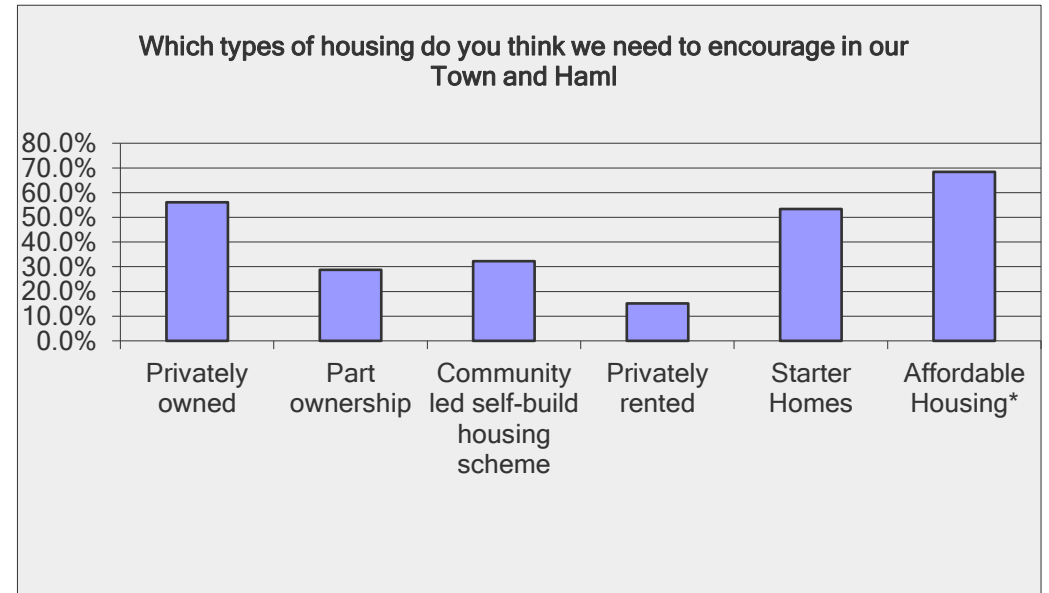
**Okehampton
Town
&
Hamlets
Neighbourhood
Plan**

July/August 2016

Question 1

Which types of housing do you think we need to encourage in our Town and Hamlets Parishes? Please tick all that apply. *Housing for people with a local connection to Okehampton and Hamlets and who are unable to afford to purchase or rent houses generally available on the open market without financial assistance, as their only home.

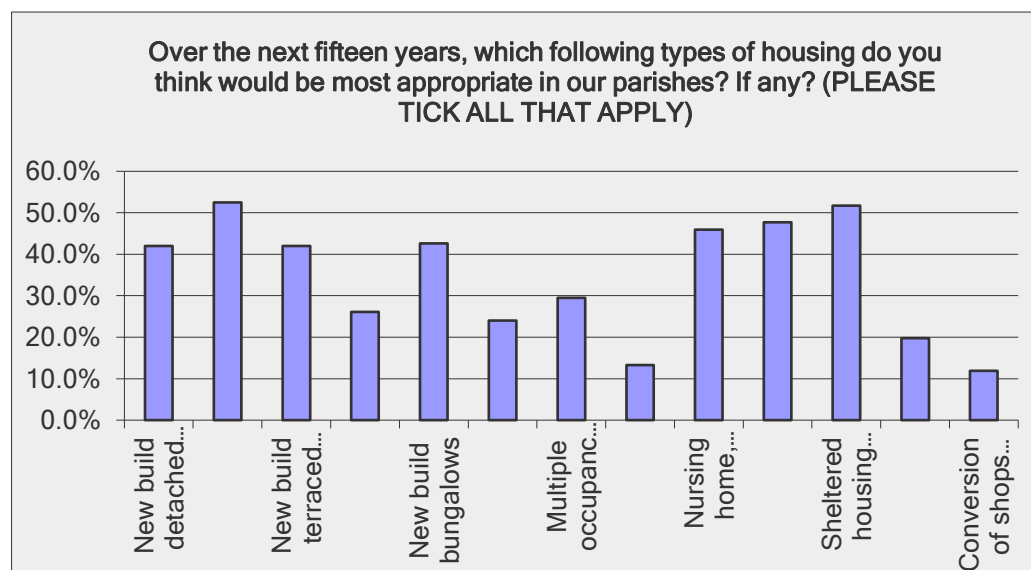
| Answer Options | Response Percent | Response Count |
|---|------------------|----------------|
| Privately owned | 56.1% | 288 |
| Part ownership | 28.7% | 147 |
| Community led self-build housing scheme | 32.2% | 165 |
| Privately rented | 15.2% | 78 |
| Starter Homes | 53.4% | 274 |
| Affordable Housing* | 68.4% | 351 |
| <i>answered question</i> | | 513 |
| <i>skipped question</i> | | 26 |



Question 2

Over the next fifteen years, which following types of housing do you think would be most appropriate in our parishes? If any? (PLEASE TICK ALL THAT APPLY)

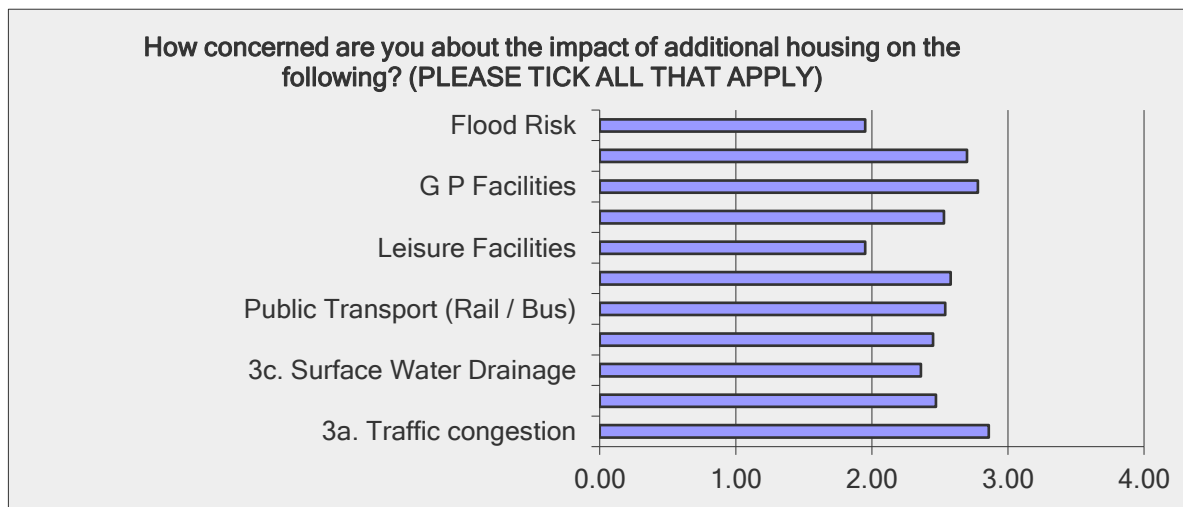
| Answer Options | Response Percent | Response Count |
|---|------------------|----------------|
| New build detached houses | 42.0% | 208 |
| New build semi-detached houses | 52.5% | 260 |
| New build terraced homes | 42.0% | 208 |
| New build flats | 26.1% | 129 |
| New build bungalows | 42.6% | 211 |
| Barn conversion | 24.0% | 119 |
| Multiple occupancy (eg converting / extending garage for a "granny flat") | 29.5% | 146 |
| Communal living (eg farmhouse occupied by several families) | 13.3% | 66 |
| Nursing home, rest home or respite care home | 45.9% | 227 |
| Retirement housing (small units - maintained gardens / communal areas) | 47.7% | 236 |
| Sheltered housing (small units with care / warden available on site) | 51.7% | 256 |
| Maisonette over shop / post office / pub / cafe | 19.8% | 98 |
| Conversion of shops to housing | 11.9% | 59 |
| answered question | | 495 |
| skipped question | | 44 |



Question 3

How concerned are you about the impact of additional housing on the following? (PLEASE TICK ALL THAT APPLY)

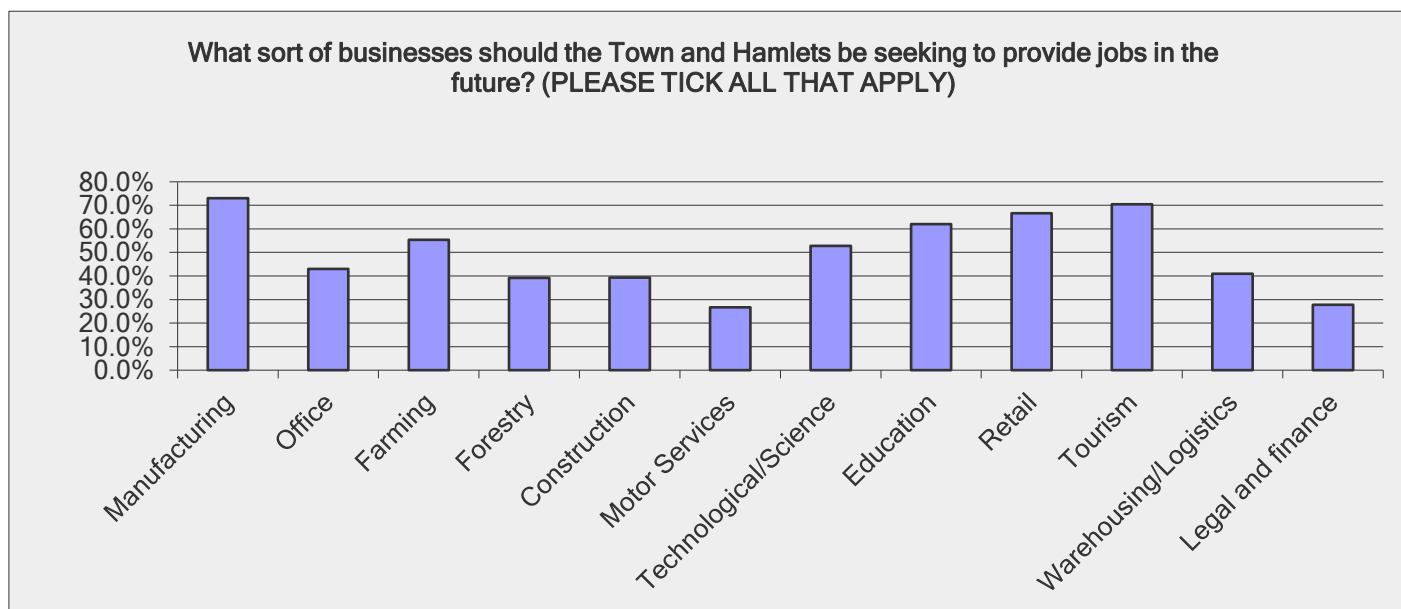
| Answer Options | Not Worried | Slightly | Concerned | Rating Average | Response Count |
|--|-------------|----------|-----------|----------------|----------------|
| 3a. Traffic congestion | 12 | 51 | 460 | 2.86 | 523 |
| 3b. Road safety | 55 | 144 | 278 | 2.47 | 477 |
| 3c. Surface Water Drainage | 70 | 162 | 243 | 2.36 | 475 |
| Sewerage capacity | 60 | 144 | 280 | 2.45 | 484 |
| Public Transport (Rail / Bus) | 63 | 99 | 328 | 2.54 | 490 |
| Emergency services (Police, Fire, Ambulance) | 39 | 130 | 321 | 2.58 | 490 |
| Leisure Facilities | 154 | 155 | 130 | 1.95 | 439 |
| Education provision | 59 | 105 | 312 | 2.53 | 476 |
| G P Facilities | 21 | 70 | 420 | 2.78 | 511 |
| Car Parking | 31 | 89 | 384 | 2.70 | 504 |
| Flood Risk | 155 | 161 | 132 | 1.95 | 448 |
| <i>answered question</i> | | | | | 530 |
| <i>skipped question</i> | | | | | 9 |



Question 4

What sort of businesses should the Town and Hamlets be seeking to provide jobs in the future? (PLEASE TICK ALL THAT APPLY)

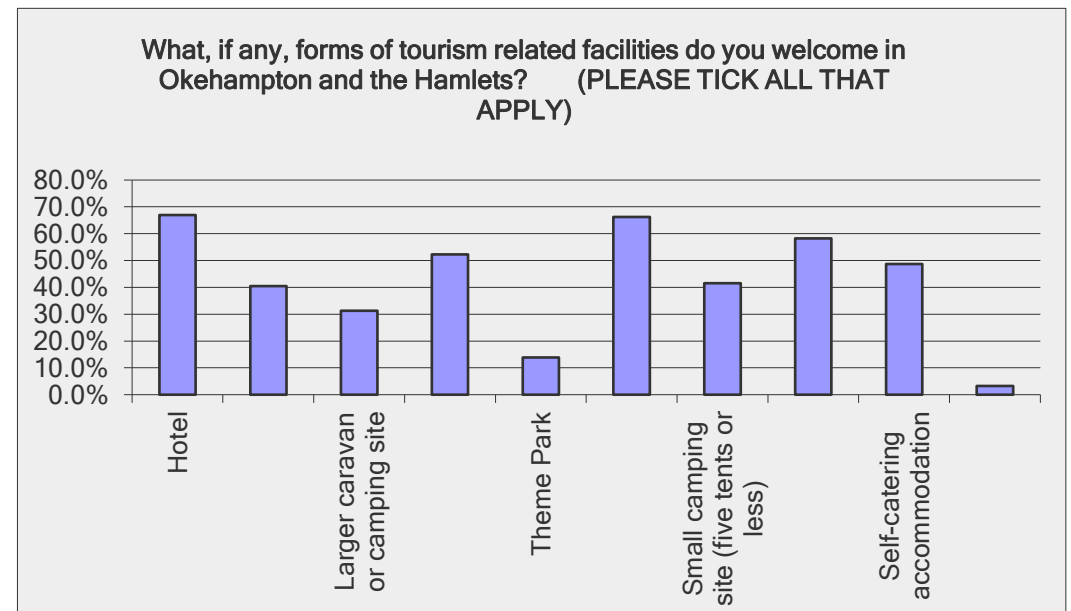
| Answer Options | Response Percent | Response Count |
|--------------------------|------------------|----------------|
| Manufacturing | 73.1% | 381 |
| Office | 43.0% | 224 |
| Farming | 55.3% | 288 |
| Forestry | 39.2% | 204 |
| Construction | 39.3% | 205 |
| Motor Services | 26.7% | 139 |
| Technological/Science | 52.8% | 275 |
| Education | 62.0% | 323 |
| Retail | 66.6% | 347 |
| Tourism | 70.4% | 367 |
| Warehousing/Logistics | 40.9% | 213 |
| Legal and finance | 27.8% | 145 |
| <i>answered question</i> | | 521 |
| <i>skipped question</i> | | 18 |



Question 5

What, if any, forms of tourism related facilities do you welcome in Okehampton and the Hamlets? (PLEASE TICK ALL THAT APPLY)

| Answer Options | Response Percent | Response Count |
|---|------------------|----------------|
| Hotel | 66.9% | 342 |
| Small caravanning site (5 vans or less) | 40.5% | 207 |
| Larger caravan or camping site | 31.3% | 160 |
| Museums and galleries | 52.3% | 267 |
| Theme Park | 13.9% | 71 |
| Bed and Breakfast accommodation | 66.3% | 339 |
| Small camping site (five tents or less) | 41.5% | 212 |
| Pubs, restaurants, cafes | 58.3% | 298 |
| Self-catering accommodation | 48.7% | 249 |
| None | 3.3% | 17 |
| <i>answered question</i> | | 511 |
| <i>skipped question</i> | | 28 |

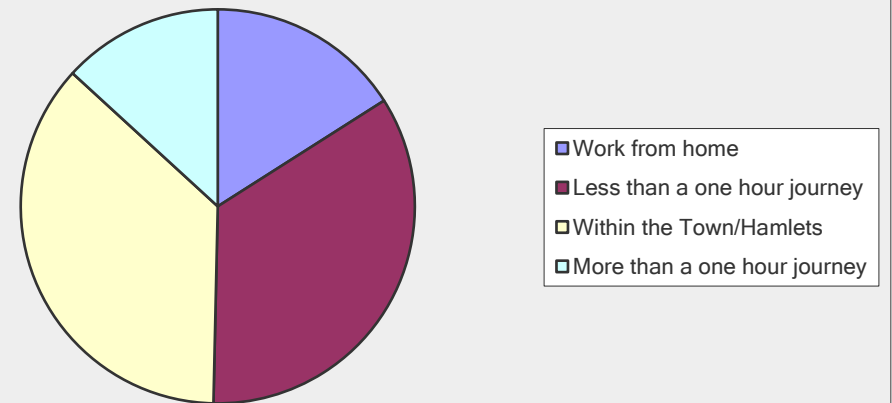


Question 6

If you are currently in employment, how far do you travel to your place of work?

| Answer Options | Response Percent | Response Count |
|------------------------------|------------------|----------------|
| Work from home | 16.0% | 52 |
| Less than a one hour journey | 34.4% | 112 |
| Within the Town/Hamlets | 36.5% | 119 |
| More than a one hour journey | 13.2% | 43 |
| <i>answered question</i> | | 326 |
| <i>skipped question</i> | | 213 |

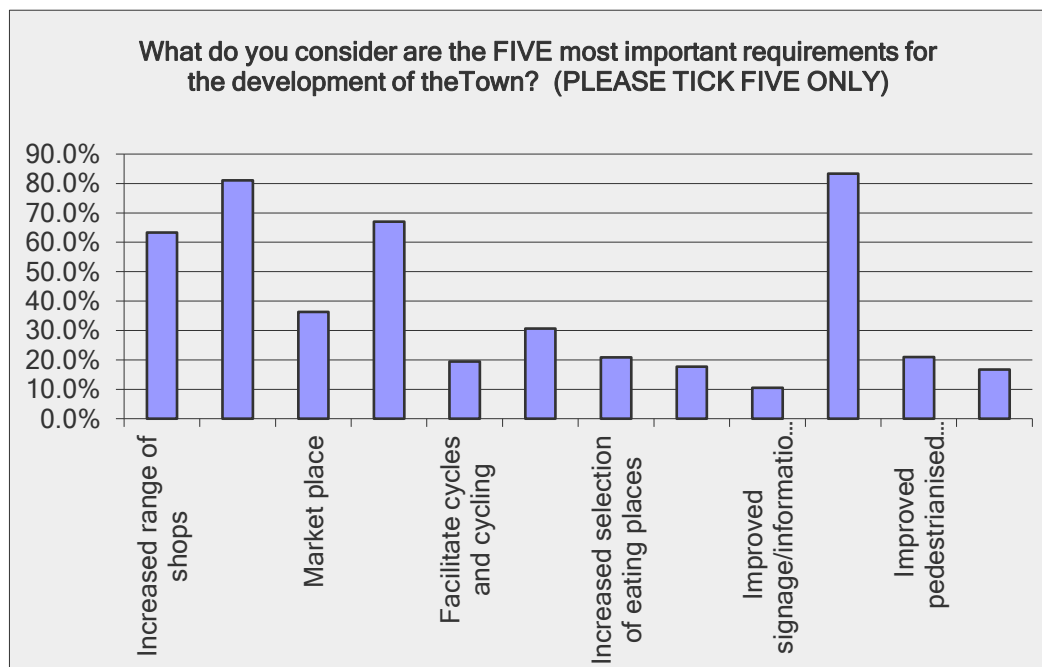
If you are currently in employment, how far do you travel to your place of work?



Question 7

What do you consider are the FIVE most important requirements for the development of theTown? (PLEASE TICK FIVE ONLY)

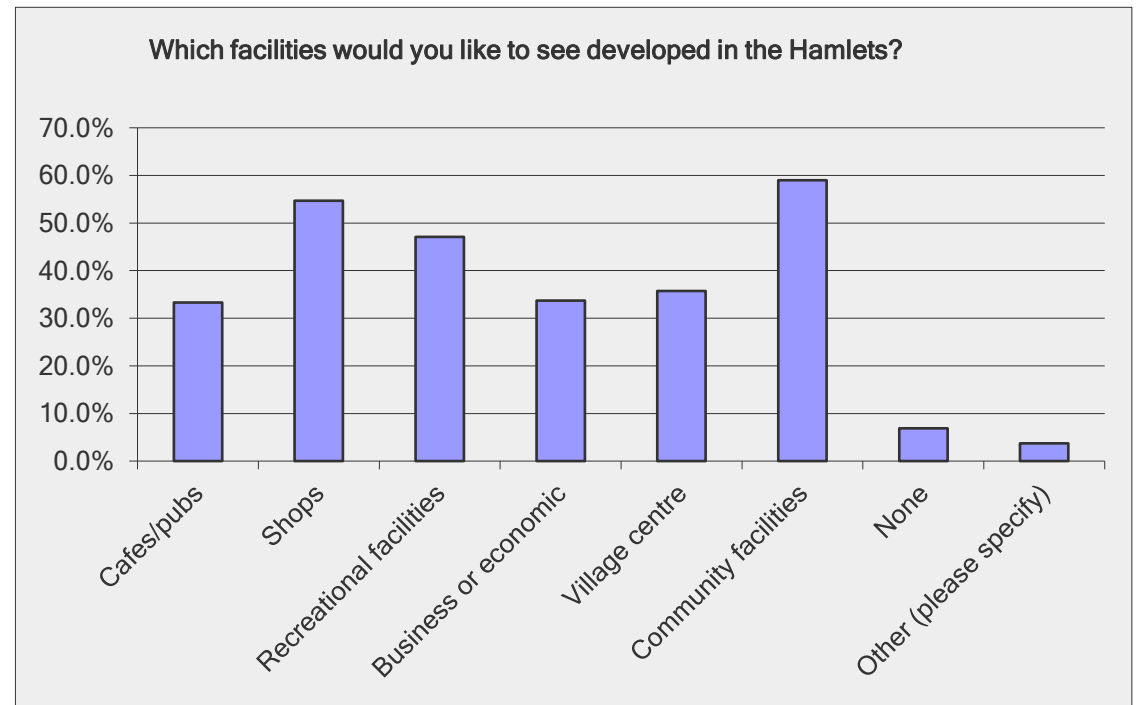
| Answer Options | Response Percent | Response Count |
|---|------------------|----------------|
| Increased range of shops | 63.3% | 326 |
| Development of redundant/derelict sites | 81.0% | 417 |
| Market place | 36.3% | 187 |
| Car parking | 67.0% | 345 |
| Facilitate cycles and cycling | 19.4% | 100 |
| Public conveniences | 30.7% | 158 |
| Increased selection of eating places | 20.8% | 107 |
| Development of accommodation | 17.7% | 91 |
| Improved signage/information display | 10.5% | 54 |
| Improved traffic management | 83.3% | 429 |
| Improved pedestrianised areas | 21.0% | 108 |
| Other | 16.7% | 86 |
| Other (please specify) | | 117 |
| <i>answered question</i> | | 515 |
| <i>skipped question</i> | | 24 |



Question 8

Which facilities would you like to see developed in the Hamlets?

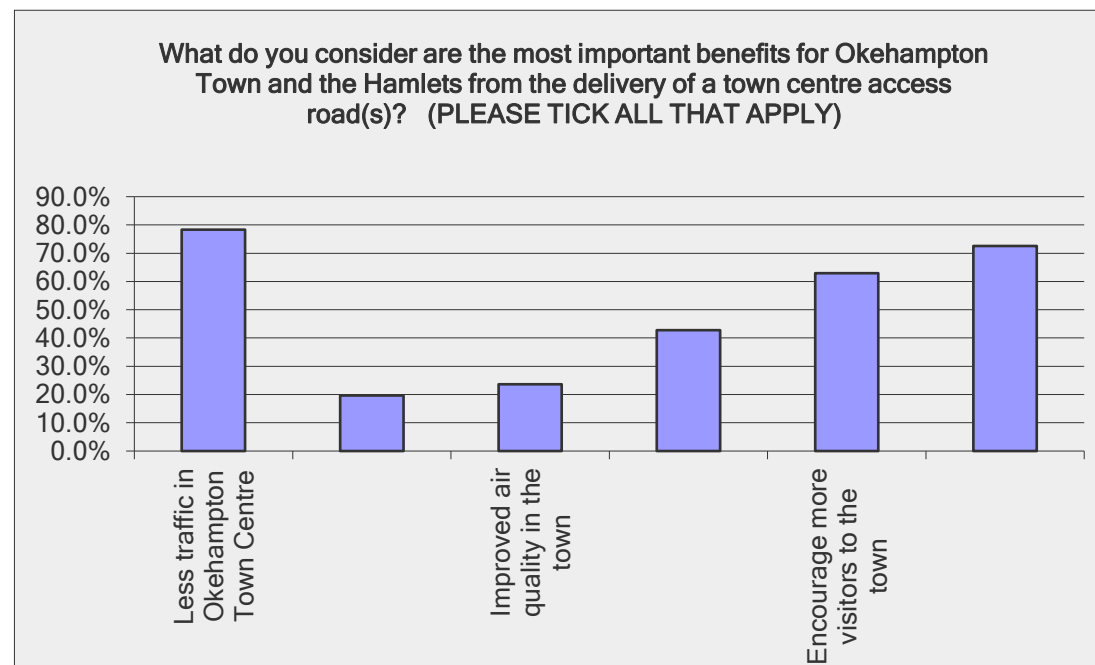
| Answer Options | Response Percent | Response Count |
|--------------------------|------------------|----------------|
| Cafes/pubs | 33.3% | 163 |
| Shops | 54.7% | 268 |
| Recreational facilities | 47.1% | 231 |
| Business or economic | 33.7% | 165 |
| Village centre | 35.7% | 175 |
| Community facilities | 59.0% | 289 |
| None | 6.9% | 34 |
| Other (please specify) | 3.7% | 18 |
| <i>answered question</i> | | 490 |
| <i>skipped question</i> | | 49 |



Question 9

What do you consider are the most important benefits for Okehampton Town and the Hamlets from the delivery of a town centre access road(s)? (PLEASE TICK ALL THAT APPLY)

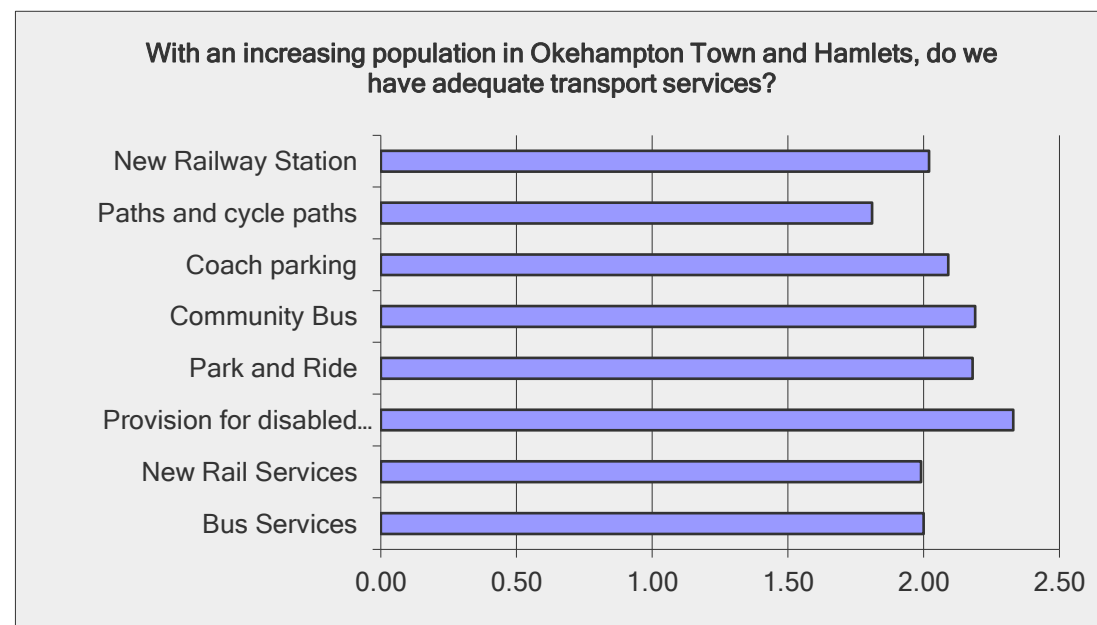
| Answer Options | Response Percent | Response Count |
|---|------------------|----------------|
| Less traffic in Okehampton Town Centre | 78.3% | 401 |
| Housing growth to support the cost of the new roads/bridges | 19.7% | 101 |
| Improved air quality in the town | 23.6% | 121 |
| Improved safety for pedestrians | 42.8% | 219 |
| Encourage more visitors to the town | 62.9% | 322 |
| Traffic management options in town centre | 72.5% | 371 |
| <i>answered question</i> | | 512 |
| <i>skipped question</i> | | 27 |



Question 10

With an increasing population in Okehampton Town and Hamlets, do we have adequate transport services?

| Answer Options | YES | NO | UNSURE | Rating Average | Response Count |
|-------------------------------|-----|-----|--------|----------------|----------------|
| Bus Services | 96 | 308 | 96 | 2.00 | 500 |
| New Rail Services | 42 | 426 | 35 | 1.99 | 503 |
| Provision for disabled people | 59 | 189 | 207 | 2.33 | 455 |
| Park and Ride | 39 | 285 | 117 | 2.18 | 441 |
| Community Bus | 95 | 167 | 179 | 2.19 | 441 |
| Coach parking | 68 | 294 | 110 | 2.09 | 472 |
| Paths and cycle paths | 159 | 181 | 79 | 1.81 | 419 |
| New Railway Station | 60 | 346 | 68 | 2.02 | 474 |
| <i>answered question</i> | | | | | 528 |
| <i>skipped question</i> | | | | | 11 |

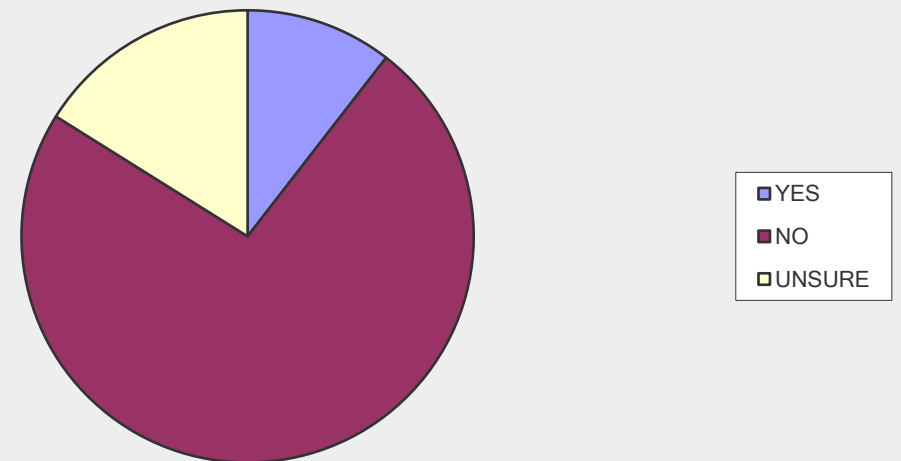


Question 11

Regarding the number of parking spaces for new houses; do you consider there are sufficient spaces?

| Answer Options | Response Percent | Response Count |
|--------------------------|------------------|----------------|
| YES | 10.5% | 55 |
| NO | 73.4% | 383 |
| UNSURE | 16.1% | 84 |
| <i>answered question</i> | | 522 |
| <i>skipped question</i> | | 17 |

Regarding the number of parking spaces for new houses; do you consider there are sufficient spaces?

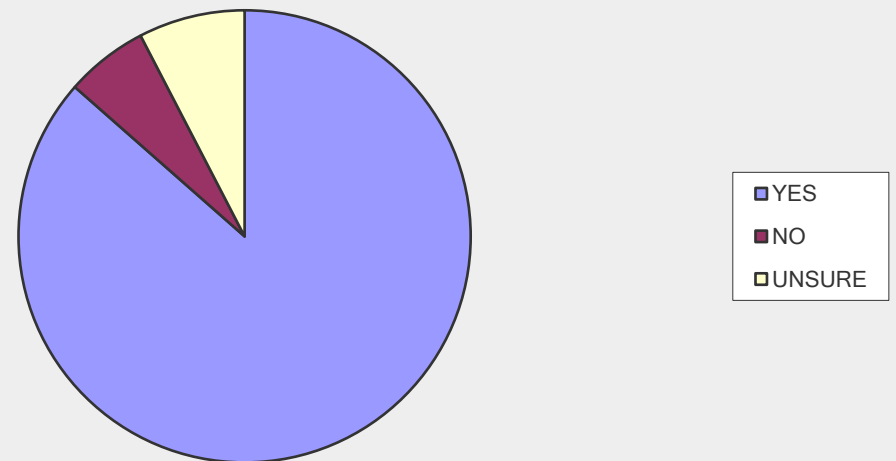


Question 12

Regarding the number of parking spaces for new houses; should there be additional off-road parking provision?

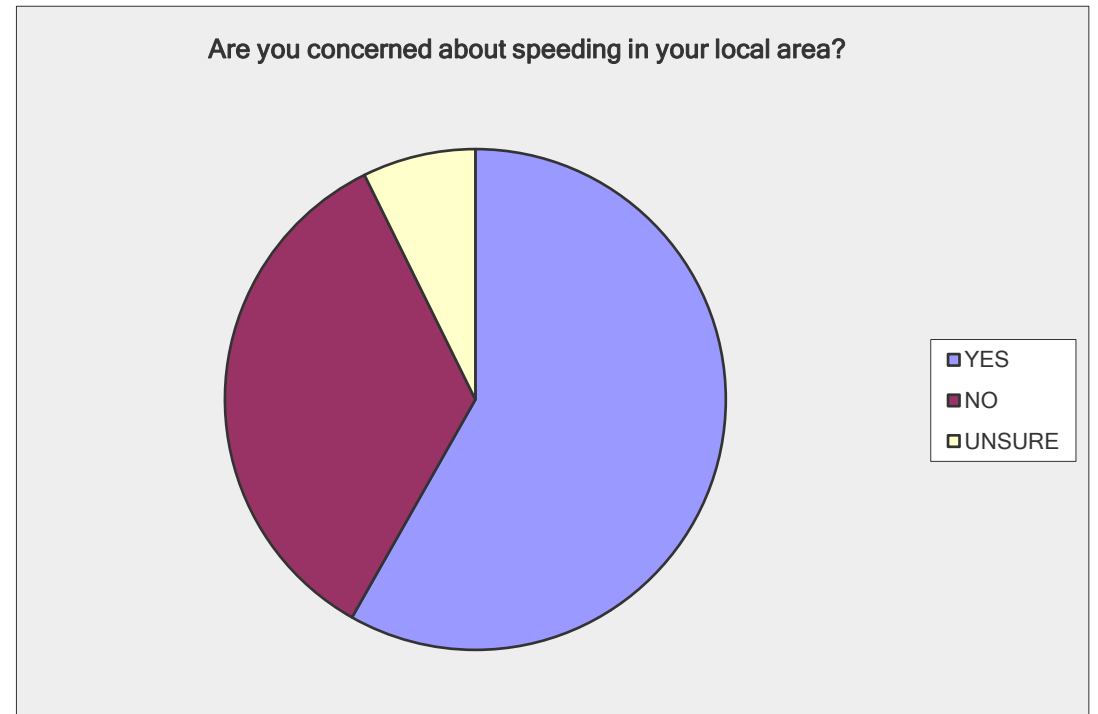
| Answer Options | Response Percent | Response Count |
|--------------------------|------------------|----------------|
| YES | 86.4% | 452 |
| NO | 5.9% | 31 |
| UNSURE | 7.6% | 40 |
| <i>answered question</i> | | 523 |
| <i>skipped question</i> | | 16 |

Regarding the number of parking spaces for new houses; should there be additional off-road parking provision?



Question 13

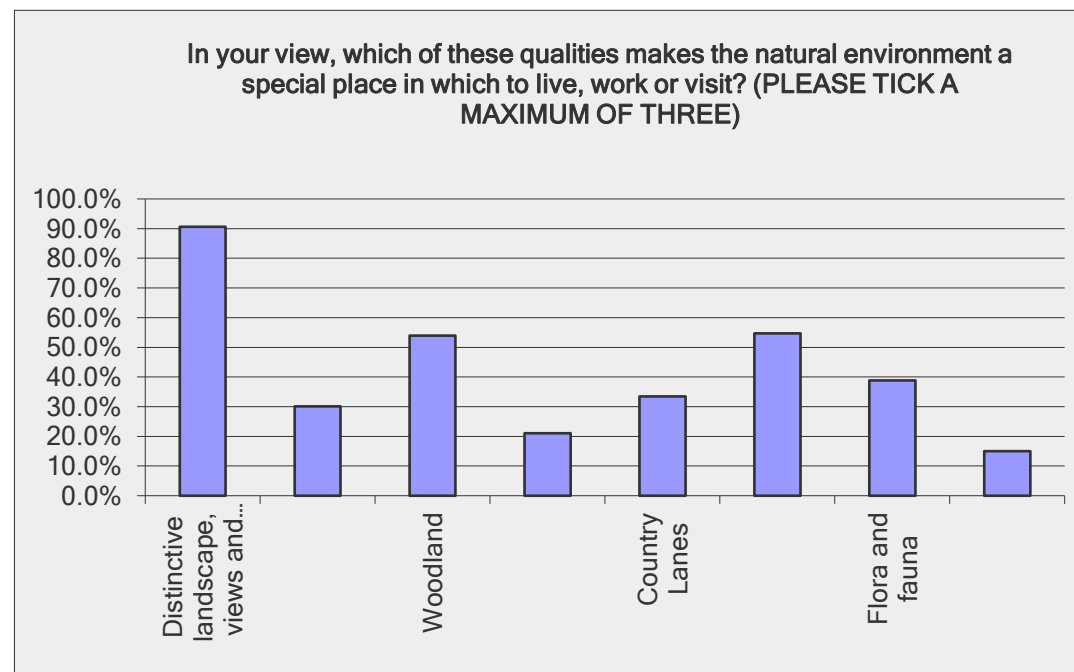
| Are you concerned about speeding in your local area? | | |
|--|--------------------------|----------------|
| Answer Options | Response Percent | Response Count |
| YES | 58.2% | 304 |
| NO | 34.5% | 180 |
| UNSURE | 7.3% | 38 |
| Let us know where in the text box | | 172 |
| | <i>answered question</i> | 522 |
| | <i>skipped question</i> | 17 |



Question 14

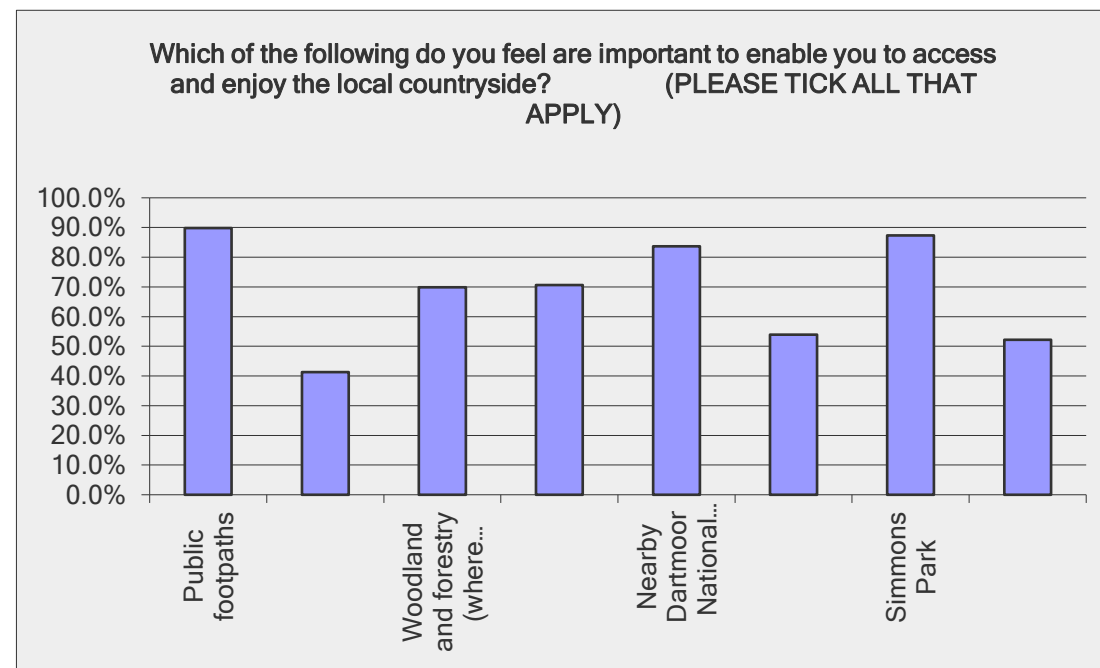
In your view, which of these qualities makes the natural environment a special place in which to live, work or visit? (PLEASE TICK A MAXIMUM OF THREE)

| Answer Options | Response Percent | Response Count |
|--|------------------|----------------|
| Distinctive landscape, views and scenery | 90.6% | 472 |
| Traditional farming practices | 30.1% | 157 |
| Woodland | 53.9% | 281 |
| Distinctive, traditional building styles | 21.1% | 110 |
| Country Lanes | 33.4% | 174 |
| Devon banks and hedgerows | 54.7% | 285 |
| Flora and fauna | 38.8% | 202 |
| Food production | 15.0% | 78 |
| <i>answered question</i> | | 521 |
| <i>skipped question</i> | | 18 |



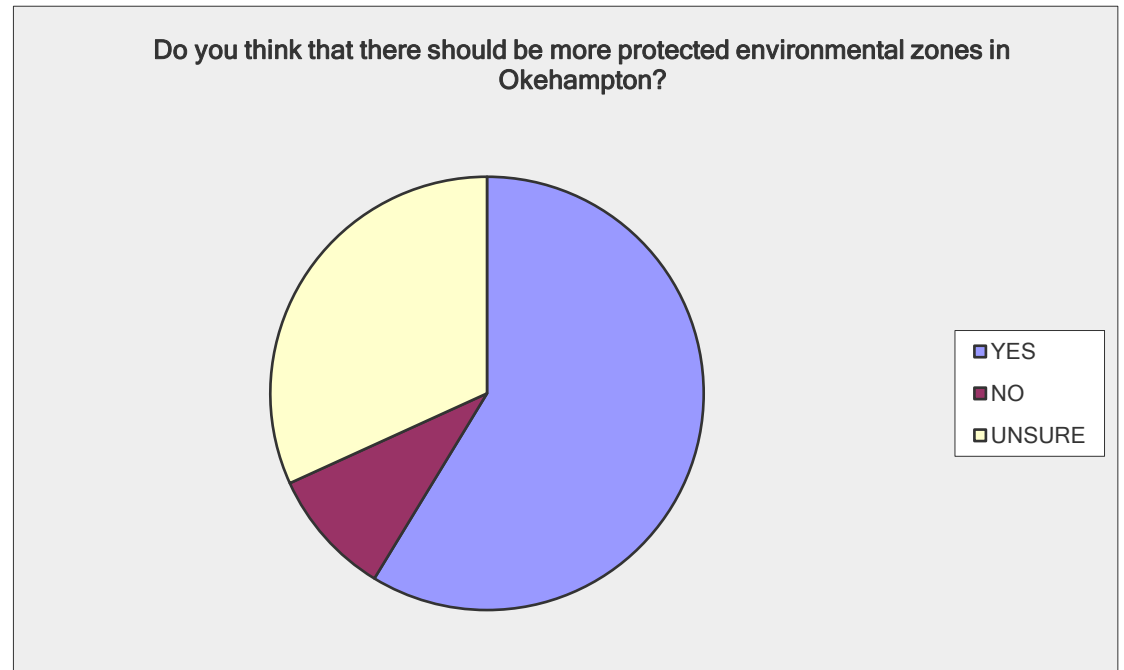
Question 15

| Which of the following do you feel are important to enable you to access and enjoy the local countryside? (PLEASE TICK ALL THAT APPLY) | | |
|--|------------------|----------------|
| Answer Options | Response Percent | Response Count |
| Public footpaths | 89.8% | 468 |
| Bridleways | 41.3% | 215 |
| Woodland and forestry (where open to the public) | 69.9% | 364 |
| Riverside access | 70.6% | 368 |
| Nearby Dartmoor National Park | 83.7% | 436 |
| Off road cycle paths and green lanes | 53.9% | 281 |
| Simmons Park | 87.3% | 455 |
| Traffic free cycle routes | 52.2% | 272 |
| <i>answered question</i> | | 521 |
| <i>skipped question</i> | | 18 |



Question 16

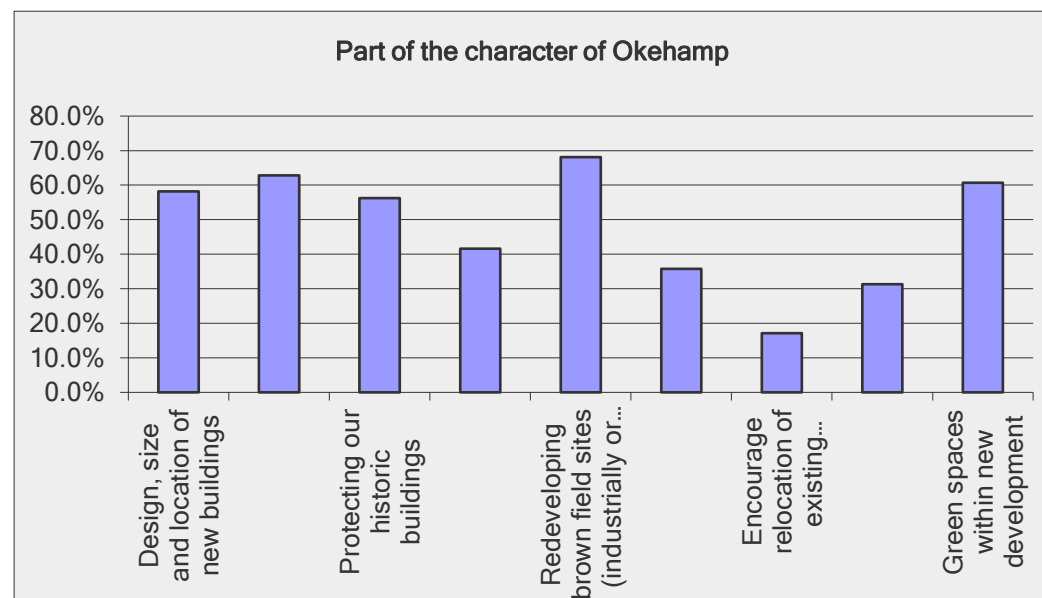
| Do you think that there should be more protected environmental zones in Okehampton? | | |
|---|------------------|----------------|
| Answer Options | Response Percent | Response Count |
| YES | 58.7% | 303 |
| NO | 9.5% | 49 |
| UNSURE | 31.8% | 164 |
| <i>answered question</i> | | 516 |
| <i>skipped question</i> | | 23 |



Question 17

Part of the character of Okehampton Town and Hamlets is due to its buildings. These have evolved over centuries, with older buildings being updated or extended and new buildings added as required. What priorities do you think our Neighbourhood Plan should focus on? (PLEASE TICK UP TO FIVE)

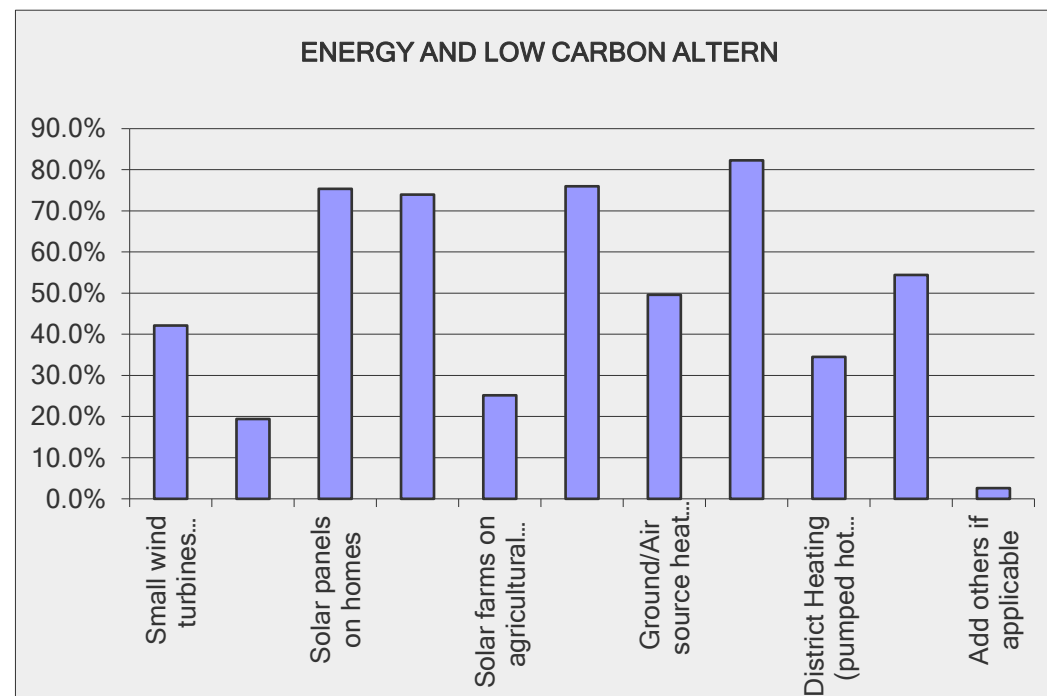
| Answer Options | Response Percent | Response Count |
|--|------------------|----------------|
| Design, size and location of new buildings | 58.2% | 299 |
| Protecting the overall character of existing local buildings and settlements | 62.8% | 323 |
| Protecting our historic buildings | 56.2% | 289 |
| Protecting archaeologically important sites | 41.6% | 214 |
| Redeveloping brown field sites (industrially or commercially abandoned land) | 68.1% | 350 |
| Location of new development | 35.8% | 184 |
| Encourage relocation of existing business to new development areas | 17.1% | 88 |
| Reducing flood risk to new and current housing sites | 31.3% | 161 |
| Green spaces within new development | 60.7% | 312 |
| Other choices | | 28 |
| <i>answered question</i> | | 514 |
| <i>skipped question</i> | | 25 |



Question 18

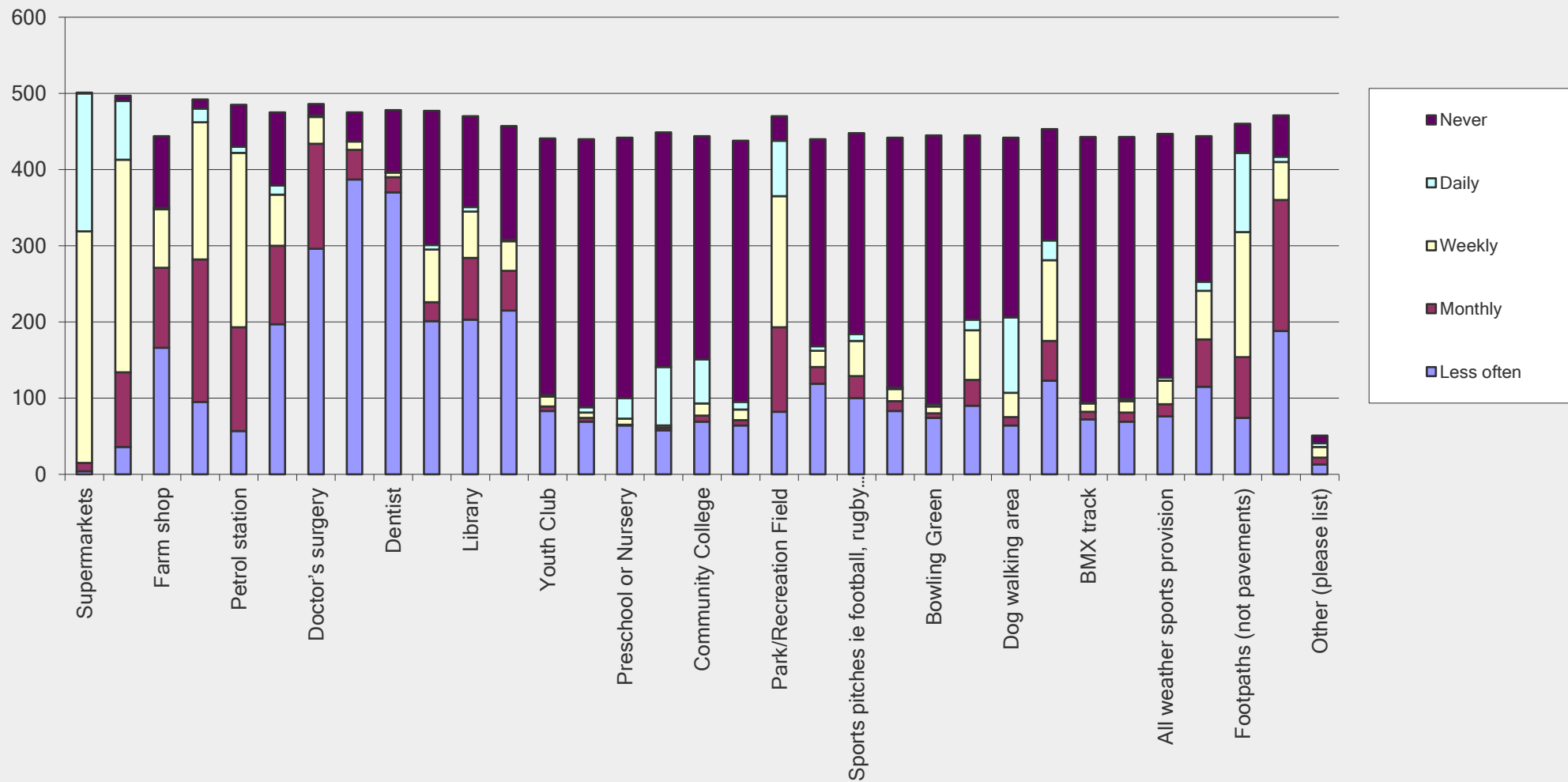
ENERGY AND LOW CARBON ALTERNATIVESWe are all aware of the steady increase in energy costs. Encouraging local forms of energy production, with less reliance upon fossil fuels will be beneficial for us all. Which if any of the following would you support? (PLEASE TICK ALL THAT APPLY)

| Answer Options | Response Percent | Response Count |
|---|------------------|----------------|
| Small wind turbines under 25 metres high | 42.1% | 212 |
| Large wind turbines 25-100 metres high | 19.4% | 98 |
| Solar panels on homes | 75.4% | 380 |
| Solar panels on farm or commercial roofs | 74.0% | 373 |
| Solar farms on agricultural land | 25.2% | 127 |
| Hydro electricity generation (water generated power) | 76.0% | 383 |
| Ground/Air source heat pumps (alternative eco heating for buildings) | 49.6% | 250 |
| Energy Efficient Buildings | 82.3% | 415 |
| District Heating (pumped hot water for the town) | 34.5% | 174 |
| Community Energy Cooperatives (shared energy that reduces cost and pollution for the community) | 54.4% | 274 |
| Add others if applicable | 2.6% | 13 |
| <i>answered question</i> | | 504 |
| <i>skipped question</i> | | 35 |



Question 19 (Graph)

How often do you use any of the listed amenities or services?



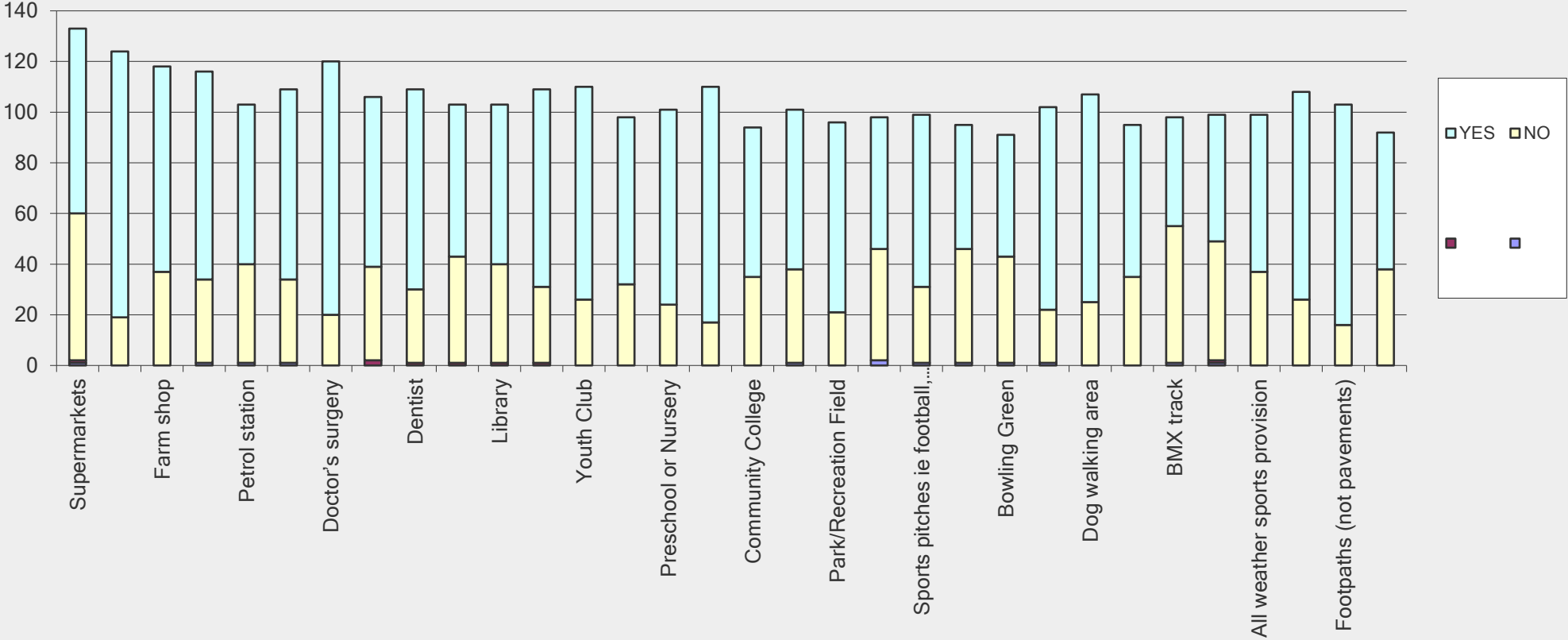
Question 20 (Responses)

If this facility is not available in the Town/Hamlets, near you; do you think there is a need for it?

| Answer Options | YES | NO | | | Response Count |
|---|-----|----|---|---|----------------|
| Supermarkets | 73 | 58 | 1 | 1 | 133 |
| Local independent shops | 105 | 19 | 0 | 0 | 124 |
| Farm shop | 81 | 37 | 0 | 0 | 118 |
| Post Office | 82 | 33 | 0 | 1 | 116 |
| Petrol station | 63 | 39 | 0 | 1 | 103 |
| Pub | 75 | 33 | 0 | 1 | 109 |
| Doctor's surgery | 100 | 20 | 0 | 0 | 120 |
| Hospital | 67 | 37 | 2 | 0 | 106 |
| Dentist | 79 | 29 | 1 | 0 | 109 |
| Place of Worship | 60 | 42 | 1 | 0 | 103 |
| Library | 63 | 39 | 1 | 0 | 103 |
| Community Hall | 78 | 30 | 1 | 0 | 109 |
| Youth Club | 84 | 26 | 0 | 0 | 110 |
| Childcare (home-based) | 66 | 32 | 0 | 0 | 98 |
| Preschool or Nursery | 77 | 24 | 0 | 0 | 101 |
| Primary School | 93 | 17 | 0 | 0 | 110 |
| Community College | 59 | 35 | 0 | 0 | 94 |
| Allotments | 63 | 37 | 0 | 1 | 101 |
| Park/Recreation Field | 75 | 21 | 0 | 0 | 96 |
| Community Garden | 52 | 44 | 0 | 2 | 98 |
| Sports pitches ie football, rugby cricket | 68 | 30 | 0 | 1 | 99 |
| Raquet sport courts | 49 | 45 | 0 | 1 | 95 |
| Bowling Green | 48 | 42 | 0 | 1 | 91 |
| Play Area | 80 | 21 | 0 | 1 | 102 |
| Dog walking area | 82 | 25 | 0 | 0 | 107 |
| Swimming pool/Leisure Centre | 60 | 35 | 0 | 0 | 95 |
| BMX track | 43 | 54 | 0 | 1 | 98 |
| Skateboard/ramps/half pipe | 50 | 47 | 1 | 1 | 99 |
| All weather sports provision | 62 | 37 | 0 | 0 | 100 |
| Cycle tracks | 82 | 26 | 0 | 0 | 108 |
| Footpaths (not pavements) | 87 | 16 | 0 | 0 | 103 |
| Cinema | 54 | 38 | 0 | 0 | 92 |
| <i>answered question</i> | | | | | 200 |
| <i>skipped question</i> | | | | | 339 |

Question 20 (Graph)

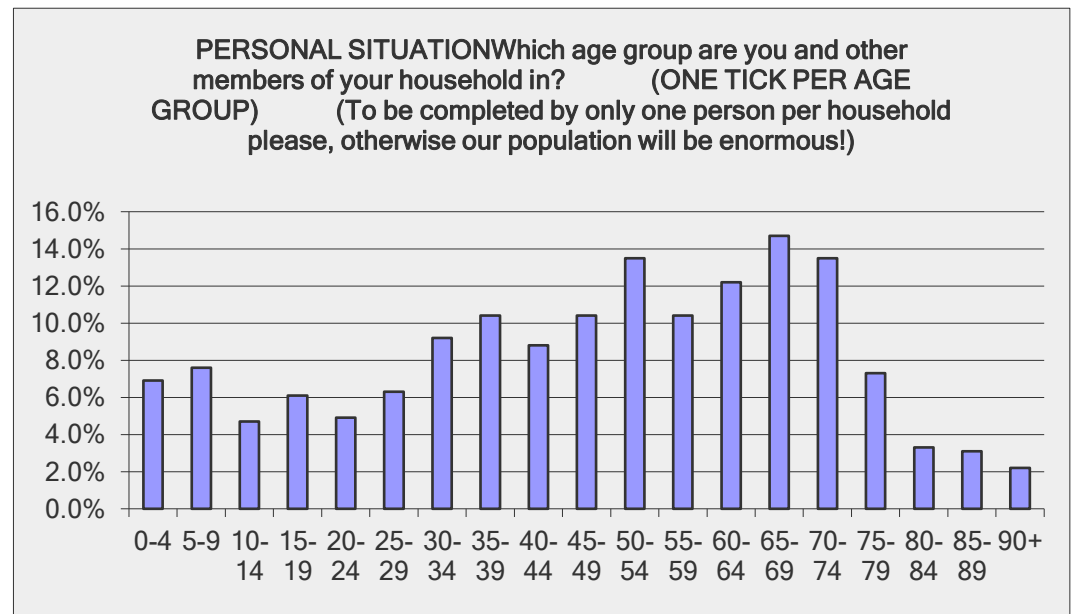
If this facility is not available in the Town/Hamlets, near you; do you think there is a need for it?



Question 21

PERSONAL SITUATION Which age group are you and other members of your household in? (ONE TICK PER AGE GROUP) (To be completed by only one person per household please, otherwise our population will be enormous!)

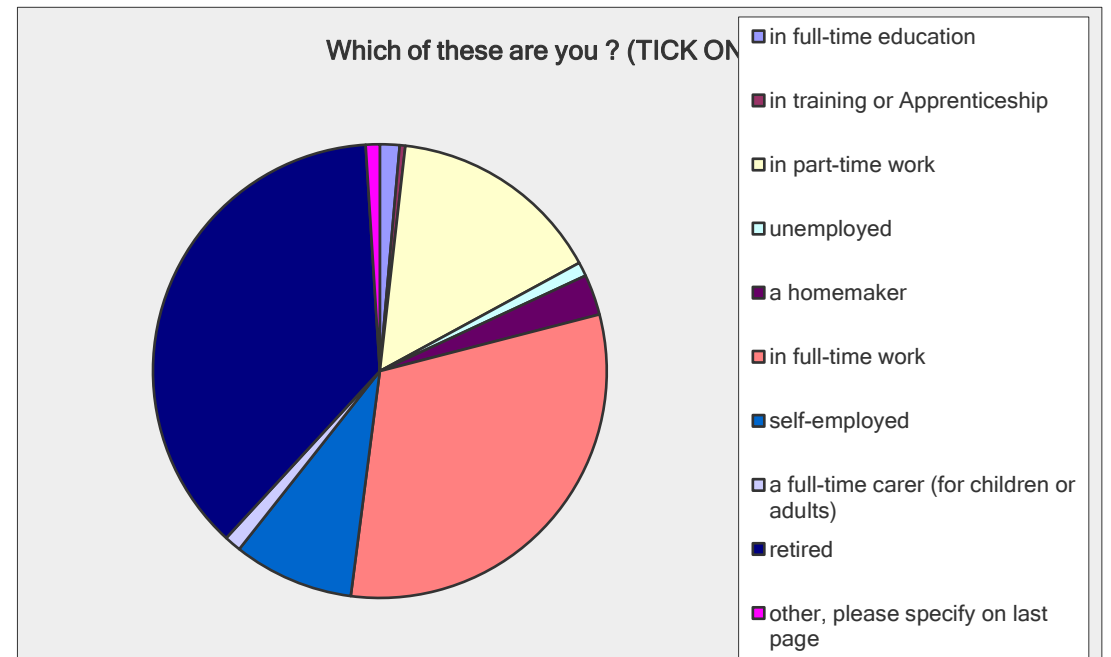
| Answer Options | Response Percent | Response Count |
|--------------------------|------------------|----------------|
| 0-4 | 6.9% | 35 |
| 5-9 | 7.6% | 39 |
| 10-14 | 4.7% | 24 |
| 15-19 | 6.1% | 31 |
| 20-24 | 4.9% | 25 |
| 25-29 | 6.3% | 32 |
| 30-34 | 9.2% | 47 |
| 35-39 | 10.4% | 53 |
| 40-44 | 8.8% | 45 |
| 45-49 | 10.4% | 53 |
| 50-54 | 13.5% | 69 |
| 55-59 | 10.4% | 53 |
| 60-64 | 12.2% | 62 |
| 65-69 | 14.7% | 75 |
| 70-74 | 13.5% | 69 |
| 75-79 | 7.3% | 37 |
| 80-84 | 3.3% | 17 |
| 85-89 | 3.1% | 16 |
| 90+ | 2.2% | 11 |
| <i>answered question</i> | | 510 |
| <i>skipped question</i> | | 29 |



Question 22

Which of these are you ? (TICK ONE)

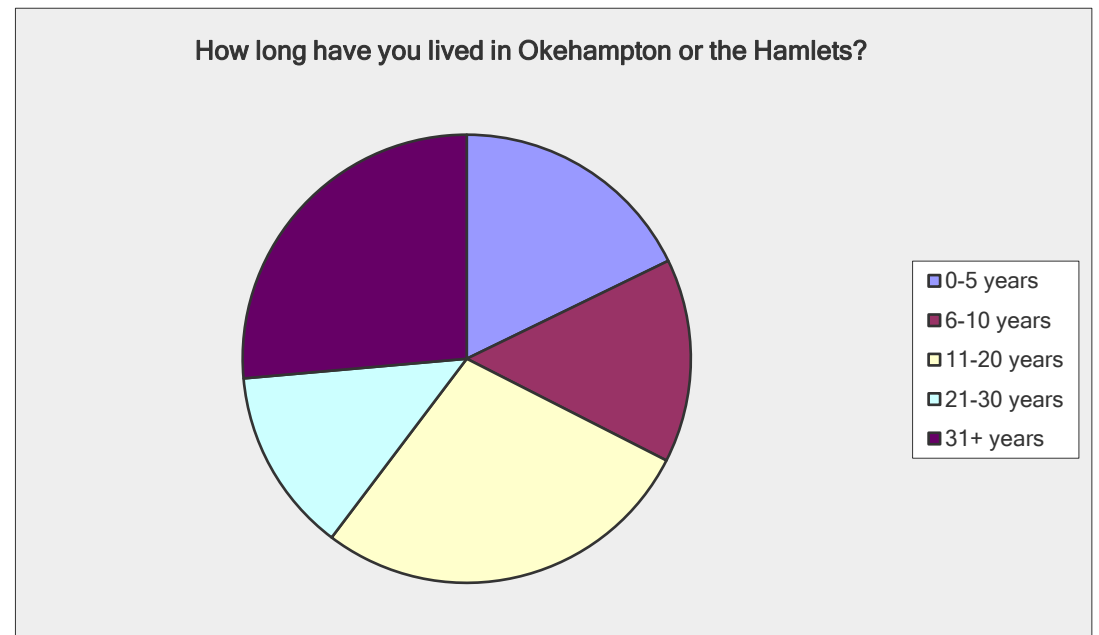
| Answer Options | Response Percent | Response Count |
|--|------------------|----------------|
| in full-time education | 1.4% | 7 |
| in training or Apprenticeship | 0.4% | 2 |
| in part-time work | 15.3% | 78 |
| unemployed | 1.0% | 5 |
| a homemaker | 2.9% | 15 |
| in full-time work | 31.1% | 159 |
| self-employed | 8.6% | 44 |
| a full-time carer (for children or adults) | 1.2% | 6 |
| retired | 37.2% | 190 |
| other, please specify on last page | 1.0% | 5 |
| <i>answered question</i> | | 511 |
| <i>skipped question</i> | | 28 |



Question 23

How long have you lived in Okehampton or the Hamlets?

| Answer Options | Response Percent | Response Count |
|--------------------------|------------------|----------------|
| 0-5 years | 17.8% | 91 |
| 6-10 years | 14.7% | 75 |
| 11-20 years | 27.8% | 142 |
| 21-30 years | 13.3% | 68 |
| 31+ years | 26.4% | 135 |
| <i>answered question</i> | | 511 |
| <i>skipped question</i> | | 28 |



Question 24

If not entering the Draw, please put Postcode so we can verify you are a resident of the Town or Hamlets.

| Answer Options | Response Percent | Response Count |
|--------------------------|------------------|----------------|
| Name | 79.1% | 368 |
| Address | 79.4% | 369 |
| Address 2 | 17.4% | 81 |
| City/Town | 70.8% | 329 |
| Postal Code | 97.8% | 455 |
| Email Address | 46.0% | 214 |
| <i>answered question</i> | | 465 |
| <i>skipped question</i> | | 74 |

